

Environmental product declaration

in accordance with ISO 14025 and EN 15804+A2

Ada Low, padded arms - Four Legs



LK HJelle

EPD-Global

Owner of the declaration:

Hjelle AS

Product:

Ada Low, padded arms - Four Legs

Declared unit:

1 pcs

This declaration is based on Product Category Rules:

CEN Standard EN 15804:2012+A2:2019 serves as core PCR

NPCR 026:2022 Part B for Furniture

Program operator:

EPD-Global

Declaration number:

NEPD-14650-15251

Issue date:

13.01.2026

Valid to:

13.01.2031

EPD software:

LCAno EPD generator ID: 1388845

General information

Product

Ada Low, padded arms - Four Legs

Program operator:

EPD-Global
Post Box 5250 Majorstuen, 0303 Oslo, Norway
Phone: +47 977 22 020
web: www.epd-global.com

Declaration number:

NEPD-14650-15251

This declaration is based on Product Category Rules:

CEN Standard EN 15804:2012+A2:2019 serves as core PCR
NPCR 026:2022 Part B for Furniture

Statement of liability:

The owner of the declaration shall be liable for the underlying information and evidence. EPD-Global shall not be liable with respect to manufacturer information, life cycle assessment data and evidences.

Declared unit:

1 pcs Ada Low, padded arms - Four Legs

Declared unit (cradle to gate) with option:

A1-A3, A4, A5, B2, B3, B4, C1, C2, C3, C4, D

Functional unit:

Dining/office/conference chair.

General information on verification of EPD from EPD tools:

Independent verification of data, other environmental information and the declaration according to ISO 14025:2010, § 8.1.3 and § 8.1.4. Verification of each EPD is made according to EPD-Global's guidelines for verification and approval requiring that tools are i) integrated into the company's environmental management system, ii) the procedures for use of the EPD tool are approved by EPD-Global, and iii) the process is reviewed annually by an independent third party verifier. See Appendix G of EPD-Global's General Programme Instructions for further information on EPD tools

Verification of EPD tool:

Independent third party verification of the EPD tool, background data and test-EPD in accordance with EPD-Global's procedures and guidelines for verification and approval of EPD tools.

Third party verifier:

Elisabet Amat, GREENIZE projects

(no signature required)

Owner of the declaration:

Hjelle AS
Contact person: Jahn Marius Larsen
Phone: 92048833
e-mail: jahn@hjelle.no

Manufacturer:

Hjelle AS

Place of production:

Hjelle AS
Vikøyra Industriområde 3
6230 Sykkylven, Norway

Management system:

Organisation no:

912684261

Issue date:

13.01.2026

Valid to:

13.01.2031

Year of study:

2026

Comparability:

EPD of construction products may not be comparable if they not comply with EN 15804 and seen in a building context.

Development and verification of EPD:

The declaration is created using EPD tool lca.tools ver EPD2022.03, developed by LCA.no. The EPD tool is integrated in the company's management system, and has been approved by EPD-Global.

Developer of EPD: Jahn Marius Larsen

Reviewer of company-specific input data and EPD: Elisabeth Hurlen

Approved:



Håkon Hauan, CEO EPD-Global

Product

Product description:

Ada is petite and delicate, but welcomes you with an outstanding comfort with extra focus on lumbar support. This distinctive combination provides the ideal seating solution for long dinners, office environments, or corporate conference rooms. With a big range of customization options, Ada can be used in any environment. Ada offers great adaptability to suit any setting or purpose.

Product specification

Ada is available with a selection of four leg choices, two width variations, two height options, and two unique armrest designs. Height adjustment and with or without wheels. The cover is removable.

| Materials | kg | % | Recycled share in material (kg) | Recycled share in material (%) |
|-------------------------------|-------|--------|---------------------------------|--------------------------------|
| Metal - Steel | 7.10 | 72.29 | 0.00 | 0.00 |
| Plastic - Polyethylene (LDPE) | 0.046 | 0.4684 | 0.00 | 0.00 |
| Plastic - Polyurethane (PUR) | 1.86 | 18.94 | 0.00 | 0.00 |
| Recycled cardboard | 0.54 | 5.50 | 0.54 | 100.00 |
| Textile - Wool | 0.275 | 2.80 | 0.00 | 0.00 |
| Total | 9.82 | 100.00 | 0.54 | |

| Packaging | kg | % | Recycled share in material (kg) | Recycled share in material (%) |
|-----------------------|-------|--------|---------------------------------|--------------------------------|
| Packaging - Cardboard | 0.71 | 98.61 | 0.00 | 0.00 |
| Packaging - Plastic | 0.01 | 1.39 | 0.00 | 0.00 |
| Total incl. packaging | 10.54 | 100.00 | 0.54 | |

Technical data:

Width: 54cm
Height: 81cm
Depth: 56cm
Seat height: 48cm

Market:

Worldwide.

Reference service life, product

15 years.

Reference service life, building

Not relevant.

LCA: Calculation rules

Declared unit:

1 pcs Ada Low, padded arms - Four Legs

Cut-off criteria:

All major raw materials and all the essential energy is included. The production processes for raw materials and energy flows with very small amounts (less than 1%) are not included. These cut-off criteria do not apply for hazardous materials and substances.

Allocation:

The allocation is made in accordance with the provisions of EN 15804. Incoming energy and water and waste production in-house is allocated equally among all products through mass allocation. Effects of primary production of recycled materials is allocated to the main product in which the material was used. The recycling process and transportation of the material is allocated to this analysis.

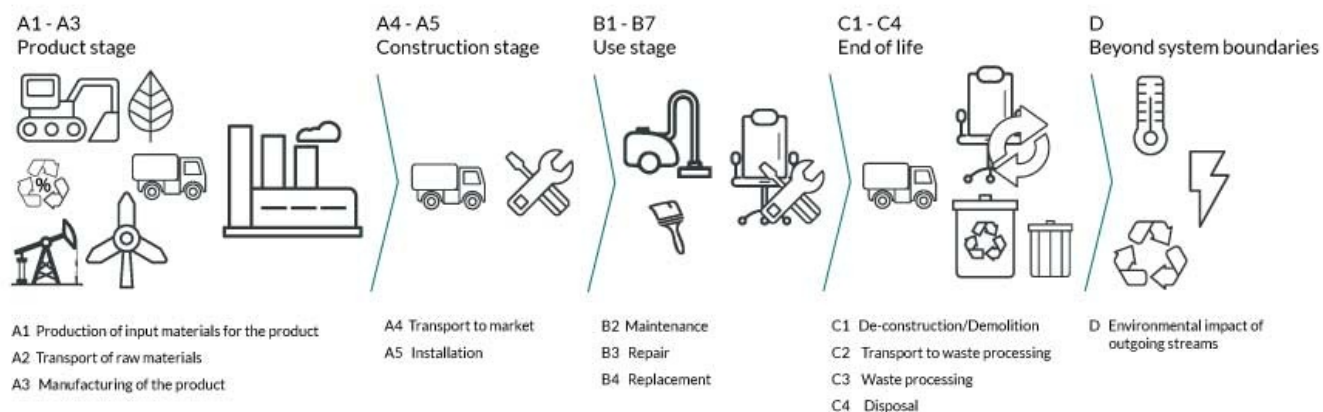
Data quality:

Specific data for the product composition are provided by the manufacturer. They represent the production of the declared product and were collected for EPD development in the year of study. Background data is based on registered EPDs according to EN 15804, Ostfold Research databases, ecoinvent and other LCA databases. The data quality of the raw materials in A1 is presented in the table below.

| Materials | Source | Data quality | Year |
|-------------------------------|------------------------|--------------|------|
| Metal - Steel | ecoinvent 3.6 | Database | 2019 |
| Packaging - Cardboard | Modified ecoinvent 3.6 | Database | 2019 |
| Packaging - Plastic | ecoinvent 3.6 | Database | 2019 |
| Plastic - Polyethylene (LDPE) | ecoinvent 3.6 | Database | 2019 |
| Plastic - Polyurethane (PUR) | ecoinvent 3.6 | Database | 2019 |
| Recycled cardboard | Modified ecoinvent 3.6 | Database | 2019 |
| Textile - Wool | MD-23110-EN_rev2 | EPD | 2021 |

System boundaries (X=included, MND=module not declared, MNR=module not relevant)

| Product stage | | | Construction installation stage | | Use stage | | | | | | | End of life stage | | | | Beyond the system boundaries |
|---------------|-----------|---------------|---------------------------------|----------|-----------|-------------|--------|-------------|---------------|------------------------|-----------------------|----------------------------|-----------|------------------|----------|------------------------------------|
| Raw materials | Transport | Manufacturing | Transport | Assembly | Use | Maintenance | Repair | Replacement | Refurbishment | Operational energy use | Operational water use | De-construction demolition | Transport | Waste processing | Disposal | Reuse-Recovery-Recycling-potential |
| A1 | A2 | A3 | A4 | A5 | B1 | B2 | B3 | B4 | B5 | B6 | B7 | C1 | C2 | C3 | C4 | D |
| X | X | X | X | X | MND | X | X | X | MND | MND | MND | X | X | X | X | X |

System boundary:

Additional technical information:

Transportation to an average customer in Oslo is 600 km (A4: average European lorry > 32 tonnes)














LCA: Scenarios and additional technical information














The following information describe the scenarios in the different modules of the EPD.

| Transport from production place to user (A4) | Capacity utilisation (incl. return) % | Distance (km) | Fuel/Energy Consumption | Unit | Value (Liter/tonne) |
|--|--|---------------|----------------------------|-------|------------------------|
| Truck, over 32 tonnes, EURO 6 (km) | 53.3 % | 600.00 | 0.023 | l/tkm | 13.80 |
| Assembly (A5) | Unit | Value | | | |
| Waste, packaging, plastic tape, to average treatment (kg) | kg | 0.01 | | | |
| Waste, packaging, corrugated board box, 0 % recycled, to average treatment (kg) | kg | 0.71 | | | |
| Waste processing (C3) | Unit | Value | | | |
| Waste treatment per kg Textile, incineration with fly ash extraction (kg) | kg | 0.275 | | | |
| Waste, materials to recycling (kg) | kg | 0.6786 | | | |
| Waste treatment per kg Scrap steel, incineration with fly ash extraction (kg) | kg | 7.10 | | | |
| Waste treatment per kg Polyurethane (PU), incineration (kg) | kg | 1.86 | | | |
| Waste treatment per kg Polyethylene, PE, incineration with fly ash extraction - C3 (kg) | kg | 0.046 | | | |
| Waste treatment per kg Paperboard, incineration with fly ash extraction - C3 (kg) | kg | 0.54 | | | |
| Disposal (C4) | Unit | Value | | | |
| Landfilling of ashes from incineration of Textile, soiled, process per kg ashes and residues (kg) | kg | 0.01381 | | | |
| Landfilling of ashes and residues from incineration of Scrap steel (kg) | kg | 4.69 | | | |
| Landfilling of ashes from incineration of Polyurethane (PU), process per kg ashes and residues - C4 (kg) | kg | 0.07051 | | | |
| Landfilling of ashes from incineration of Polyethylene, PE, process per kg ashes and residues - C4 (kg) | kg | 0.001621 | | | |
| Landfilling of ashes from incineration of Paperboard, process per kg ashes and residues - C4 (kg) | kg | 0.009649 | | | |
| Benefits and loads beyond the system boundaries (D) | Unit | Value | | | |
| Substitution of electricity, in Norway (MJ) | MJ | 3.39 | | | |
| Substitution of thermal energy, district heating, in Norway (MJ) | MJ | 51.36 | | | |
| Substitution of primary steel with net scrap (kg) | kg | 2.41 | | | |

LCA: Results

The LCA results are presented below for the declared unit defined on page 2 of the EPD document.

| Environmental impact | | | | | | | |
|---|----------------------------------|------------------------|----------|----------|----------|----|----|
| Indicator | | Unit | A1-A3 | A4 | A5 | B2 | B3 |
|  | GWP-total | kg CO ₂ -eq | 4.59E+01 | 5.51E-01 | 1.22E+00 | 0 | 0 |
|  | GWP-fossil | kg CO ₂ -eq | 4.52E+01 | 5.51E-01 | 1.23E-02 | 0 | 0 |
|  | GWP-biogenic | kg CO ₂ -eq | 6.47E-01 | 2.36E-04 | 1.21E+00 | 0 | 0 |
|  | GWP-luluc | kg CO ₂ -eq | 3.95E-02 | 1.68E-04 | 3.86E-06 | 0 | 0 |
|  | ODP | kg CFC11 -eq | 2.45E-06 | 1.33E-07 | 2.47E-09 | 0 | 0 |
|  | AP | mol H ⁺ -eq | 2.22E-01 | 1.77E-03 | 5.54E-05 | 0 | 0 |
|  | EP-FreshWater | kg P -eq | 2.74E-03 | 4.38E-06 | 9.59E-08 | 0 | 0 |
|  | EP-Marine | kg N -eq | 4.53E-02 | 3.88E-04 | 1.89E-05 | 0 | 0 |
|  | EP-Terrestrial | mol N -eq | 4.86E-01 | 4.33E-03 | 1.98E-04 | 0 | 0 |
|  | POCP | kg NMVOC -eq | 1.62E-01 | 1.70E-03 | 5.71E-05 | 0 | 0 |
|  | ADP-minerals&metals ¹ | kg Sb-eq | 7.49E-04 | 9.82E-06 | 2.84E-07 | 0 | 0 |
|  | ADP-fossil ¹ | MJ | 6.09E+02 | 8.95E+00 | 1.64E-01 | 0 | 0 |
|  | WDP ¹ | m ³ | 7.25E+02 | 6.86E+00 | 2.15E-01 | 0 | 0 |

| Indicator | | Unit | B4 | C1 | C2 | C3 | C4 | D |
|---|----------------------------------|------------------------|----|----|----|----------|----------|-----------|
|  | GWP-total | kg CO ₂ -eq | 0 | 0 | 0 | 1.07E+01 | 5.71E-02 | -2.96E+00 |
|  | GWP-fossil | kg CO ₂ -eq | 0 | 0 | 0 | 5.19E+00 | 5.71E-02 | -2.95E+00 |
|  | GWP-biogenic | kg CO ₂ -eq | 0 | 0 | 0 | 5.47E+00 | 4.34E-05 | -2.08E-03 |
|  | GWP-luluc | kg CO ₂ -eq | 0 | 0 | 0 | 4.05E-05 | 1.65E-05 | -1.14E-02 |
|  | ODP | kg CFC11 -eq | 0 | 0 | 0 | 2.92E-08 | 1.67E-08 | -2.17E-02 |
|  | AP | mol H ⁺ -eq | 0 | 0 | 0 | 4.71E-03 | 3.86E-04 | -1.56E-02 |
|  | EP-FreshWater | kg P -eq | 0 | 0 | 0 | 2.68E-06 | 5.87E-07 | -1.90E-04 |
|  | EP-Marine | kg N -eq | 0 | 0 | 0 | 2.59E-03 | 1.37E-04 | -3.53E-03 |
|  | EP-Terrestrial | mol N -eq | 0 | 0 | 0 | 2.49E-02 | 1.52E-03 | -3.65E-02 |
|  | POCP | kg NMVOC -eq | 0 | 0 | 0 | 5.96E-03 | 4.36E-04 | -1.57E-02 |
|  | ADP-minerals&metals ¹ | kg Sb-eq | 0 | 0 | 0 | 1.17E-06 | 9.29E-07 | -4.87E-05 |
|  | ADP-fossil ¹ | MJ | 0 | 0 | 0 | 2.43E+00 | 1.24E+00 | -2.66E+01 |
|  | WDP ¹ | m ³ | 0 | 0 | 0 | 7.88E+00 | 2.82E+00 | 8.44E+01 |







GWP-total = Global Warming Potential total; GWP-fossil = Global Warming Potential fossil fuels; GWP-biogenic = Global Warming Potential biogenic; GWP-luluc = Global Warming Potential land use and land use change; ODP = Depletion potential of the stratospheric ozone layer; AP = Acidification potential, Accumulated Exceedance; EP-freshwater = Eutrophication potential, fraction of nutrients reaching freshwater end compartment; EP-marine = Eutrophication potential, fraction of nutrients reaching marine end compartment; EP-terrestrial = Eutrophication potential, Accumulated Exceedance; POCP = Formation potential of tropospheric ozone; ADP-minerals&metals = Abiotic depletion potential for non-fossil resources; ADP-fossil = Abiotic depletion for fossil resources potential; WDP = Water (user) deprivation potential, deprivation-weighted water consumption







"Reading example: 9.0 E-03 = 9.0*10⁻³ = 0.009"

1. The results of this environmental impact indicator shall be used with care as the uncertainties on these results are high or as there is limited experienced with the indicator

Remarks to environmental impacts

Additional environmental impact indicators











| Indicator | Unit | A1-A3 | A4 | A5 | B2 | B3 |
|---|-------------------|----------|----------|----------|----|----|
|  PM | Disease incidence | 3.22E-06 | 5.06E-08 | 8.20E-10 | 0 | 0 |
|  IRP ² | kgBq U235 -eq | 1.77E+00 | 3.91E-02 | 7.02E-04 | 0 | 0 |
|  ETP-fw ¹ | CTUe | 1.84E+03 | 6.54E+00 | 2.17E-01 | 0 | 0 |
|  HTP-c ¹ | CTUh | 1.77E-07 | 0.00E+00 | 6.00E-12 | 0 | 0 |
|  HTP-nc ¹ | CTUh | 1.43E-06 | 6.33E-09 | 2.72E-10 | 0 | 0 |
|  SQP ¹ | dimensionless | 6.98E+02 | 1.03E+01 | 1.13E-01 | 0 | 0 |











| Indicator | Unit | B4 | C1 | C2 | C3 | C4 | D |
|---|-------------------|----|----|----|----------|----------|-----------|
|  PM | Disease incidence | 0 | 0 | 0 | 2.69E-08 | 6.96E-09 | -3.69E-07 |
|  IRP ² | kgBq U235 -eq | 0 | 0 | 0 | 4.20E-03 | 4.99E-03 | -1.77E-02 |
|  ETP-fw ¹ | CTUe | 0 | 0 | 0 | 1.66E+01 | 7.87E-01 | -1.71E+02 |
|  HTP-c ¹ | CTUh | 0 | 0 | 0 | 6.88E-10 | 3.00E-11 | -1.32E-08 |
|  HTP-nc ¹ | CTUh | 0 | 0 | 0 | 1.72E-08 | 8.23E-10 | 2.55E-07 |
|  SQP ¹ | dimensionless | 0 | 0 | 0 | 3.13E-01 | 2.72E+00 | -3.01E+01 |

PM = Particulate Matter emissions; IRP = Ionizing radiation – human health; ETP-fw = Eco toxicity – freshwater; HTP-c = Human toxicity – cancer effects; HTP-nc = Human toxicity – non cancer effects; SQP = Soil Quality (dimensionless)

"Reading example: 9.0 E-03 = 9.0*10⁻³ = 0.009"




1. The results of this environmental impact indicator shall be used with care as the uncertainties on these results are high or as there is limited experienced with the indicator
2. This impact category deals mainly with the eventual impact of low dose ionizing radiation on human health of the nuclear fuel cycle. It does not consider effects due to possible nuclear accidents, occupational exposure nor due to radioactive waste disposal in underground facilities. Potential ionizing radiation from the soil, from radon and from some construction materials is also not measured by this indicator.




| Resource use | | | | | | | |
|---|-------|----------------|----------|----------|-----------|----|----|
| Indicator | | Unit | A1-A3 | A4 | A5 | B2 | B3 |
|  | PERE | MJ | 1.93E+02 | 1.13E-01 | 2.73E-03 | 0 | 0 |
|  | PERM | MJ | 1.64E+01 | 0.00E+00 | -1.13E+01 | 0 | 0 |
|  | PERT | MJ | 2.10E+02 | 1.13E-01 | -1.13E+01 | 0 | 0 |
|  | PENRE | MJ | 5.50E+02 | 8.95E+00 | 1.64E-01 | 0 | 0 |
|  | PENRM | MJ | 5.97E+01 | 0.00E+00 | -3.66E-01 | 0 | 0 |
|  | PENRT | MJ | 6.10E+02 | 8.95E+00 | -2.02E-01 | 0 | 0 |
|  | SM | kg | 5.40E-01 | 0.00E+00 | 0.00E+00 | 0 | 0 |
|  | RSF | MJ | 1.46E+00 | 3.94E-03 | 8.99E-05 | 0 | 0 |
|  | NRSF | MJ | 1.05E+01 | 1.32E-02 | 3.67E-04 | 0 | 0 |
|  | FW | m ³ | 1.15E+00 | 1.02E-03 | 7.75E-05 | 0 | 0 |

| Indicator | | Unit | B4 | C1 | C2 | C3 | C4 | D |
|---|-------|----------------|----|----|----|-----------|----------|-----------|
|  | PERE | MJ | 0 | 0 | 0 | 7.55E-02 | 2.48E-02 | -2.81E+01 |
|  | PERM | MJ | 0 | 0 | 0 | -1.05E+01 | 0.00E+00 | 0.00E+00 |
|  | PERT | MJ | 0 | 0 | 0 | -1.04E+01 | 2.48E-02 | -2.81E+01 |
|  | PENRE | MJ | 0 | 0 | 0 | 2.43E+00 | 1.24E+00 | -2.66E+01 |
|  | PENRM | MJ | 0 | 0 | 0 | -5.93E+01 | 0.00E+00 | 0.00E+00 |
|  | PENRT | MJ | 0 | 0 | 0 | -5.69E+01 | 1.24E+00 | -2.66E+01 |
|  | SM | kg | 0 | 0 | 0 | 0.00E+00 | 0.00E+00 | 0.00E+00 |
|  | RSF | MJ | 0 | 0 | 0 | 1.73E-03 | 6.52E-04 | 9.11E-02 |
|  | NRSF | MJ | 0 | 0 | 0 | 0.00E+00 | 3.61E-02 | 1.23E+00 |
|  | FW | m ³ | 0 | 0 | 0 | 8.42E-03 | 1.12E-03 | -3.73E-02 |

PERE = Use of renewable primary energy excluding renewable primary energy resources used as raw materials; PERM = Use of renewable primary energy resources used as raw materials; PERT = Total use of renewable primary energy resources; PENRE = Use of non renewable primary energy excluding non-renewable primary energy resources used as raw materials; PENRM = Use of non renewable primary energy resources used as raw materials; PENRT = Total use of non renewable primary energy resources; SM = Use of secondary materials; RSF = Use of renewable secondary fuels; NRSF = Use of non-renewable secondary fuels; FW = Net use of fresh water






"Reading example: 9.0 E-03 = $9.0 \cdot 10^{-3}$ = 0.009"






| End of life - Waste | | | | | | | |
|---|------|------|----------|----------|----------|----|----|
| Indicator | | Unit | A1-A3 | A4 | A5 | B2 | B3 |
|  | HWD | kg | 5.63E-01 | 4.90E-04 | 0.00E+00 | 0 | 0 |
|  | NHWD | kg | 1.08E+01 | 7.78E-01 | 7.20E-01 | 0 | 0 |
|  | RWD | kg | 2.71E-03 | 6.11E-05 | 0.00E+00 | 0 | 0 |

| Indicator | | Unit | B4 | C1 | C2 | C3 | C4 | D |
|---|------|------|----|----|----|----------|----------|-----------|
|  | HWD | kg | 0 | 0 | 0 | 0.00E+00 | 4.73E+00 | -1.40E-02 |
|  | NHWD | kg | 0 | 0 | 0 | 0.00E+00 | 8.71E-02 | -1.18E+00 |
|  | RWD | kg | 0 | 0 | 0 | 0.00E+00 | 7.59E-06 | -1.50E-05 |

HWD = Hazardous waste disposed; NHWD = Non-hazardous waste disposed; RWD = Radioactive waste disposed

"Reading example: 9.0 E-03 = $9.0 \cdot 10^{-3}$ = 0.009"

| End of life - Output flow | | | | | | | |
|---|-----|------|----------|----------|----------|----|----|
| Indicator | | Unit | A1-A3 | A4 | A5 | B2 | B3 |
|  | CRU | kg | 0.00E+00 | 0.00E+00 | 0.00E+00 | 0 | 0 |
|  | MFR | kg | 6.44E-01 | 0.00E+00 | 6.66E-01 | 0 | 0 |
|  | MER | kg | 1.49E+00 | 0.00E+00 | 1.47E-06 | 0 | 0 |
|  | EEE | MJ | 9.31E-01 | 0.00E+00 | 4.06E-02 | 0 | 0 |
|  | EET | MJ | 1.41E+01 | 0.00E+00 | 6.14E-01 | 0 | 0 |

| Indicator | | Unit | B4 | C1 | C2 | C3 | C4 | D |
|---|-----|------|----|----|----|----------|----------|----------|
|  | CRU | kg | 0 | 0 | 0 | 0.00E+00 | 0.00E+00 | 0.00E+00 |
|  | MFR | kg | 0 | 0 | 0 | 6.79E-01 | 0.00E+00 | 0.00E+00 |
|  | MER | kg | 0 | 0 | 0 | 9.82E+00 | 0.00E+00 | 0.00E+00 |
|  | EEE | MJ | 0 | 0 | 0 | 3.53E+00 | 0.00E+00 | 0.00E+00 |
|  | EET | MJ | 0 | 0 | 0 | 5.35E+01 | 0.00E+00 | 0.00E+00 |

CRU = Components for re-use; MFR = Materials for recycling; MER = Materials for energy recovery; EEE = Exported energy electrical; EET = Exported energy thermal

"Reading example: 9.0 E-03 = $9.0 \cdot 10^{-3}$ = 0.009"

| Biogenic Carbon Content | | |
|---|------|---------------------|
| Indicator | Unit | At the factory gate |
| Biogenic carbon content in product | kg C | 3.88E-01 |
| Biogenic carbon content in accompanying packaging | kg C | 3.29E-01 |

Note: 1 kg biogenic carbon is equivalent to 44/12 kg CO₂

Additional requirements

Greenhouse gas emissions from the use of electricity in the manufacturing phase

National production mix from import, low voltage (production of transmission lines, in addition to direct emissions and losses in grid) of applied electricity for the manufacturing process (A3).

| Electricity mix | Source | Amount | Unit |
|---------------------------|---------------|--------|---------------------------|
| Electricity, Norway (kWh) | ecoinvent 3.6 | 24.33 | g CO ₂ -eq/kWh |

Dangerous substances

The product contains no substances given by the REACH Candidate list.

Indoor environment

Our furniture does not contain any substrates that affect indoor climate.

Additional Environmental Information

Key Environmental Indicators

| Key environmental performance indicators | Unit | Product stage | Construction stage | | Use stage | | | End-of-life | | | | Net benefits and loads from reuse, recovery, and/or recycling |
|--|------------------------|---------------|--------------------|------|-----------|------|------|-------------|------|-------|------|---|
| | | A1-A3 | A4 | A5 | B2 | B3 | B4 | C1 | C2 | C3 | C4 | D |
| GWP _{total} | kg CO ₂ -eq | 45.93 | 0.55 | 1.22 | 0.00 | 0.00 | 0.00 | 0.00 | 0.00 | 10.67 | 0.06 | -2.96 |
| Total energy consumption | MJ | 755.29 | 9.08 | 0.17 | 0.00 | 0.00 | 0.00 | 0.00 | 0.00 | 2.51 | 1.30 | -53.35 |
| Share of recycled materials | % | 5.11 | | | | | | | | | | |

Additional environmental impact indicators required in NPCR Part A for construction products

| Indicator | Unit | A1-A3 | A4 | A5 | B2 | B3 |
|-----------|------------------------|----------|----------|----------|----|----|
| GWPIOBC | kg CO ₂ -eq | 4.75E+01 | 5.51E-01 | 1.23E-02 | 0 | 0 |

| Indicator | Unit | B4 | C1 | C2 | C3 | C4 | D |
|-----------|------------------------|----|----|----|----------|----------|-----------|
| GWPIOBC | kg CO ₂ -eq | 0 | 0 | 0 | 5.64E+00 | 5.83E-02 | -2.96E+00 |

GWPI-IOBC: Global warming potential calculated according to the principle of instantaneous oxidation. In order to increase the transparency of biogenic carbon contribution to climate impact, the indicator GWP-IOBC is required as it declares climate impacts calculated according to the principle of instantaneous oxidation. GWP-IOBC is also referred to as GWP-GHG in context to Swedish public procurement legislation.

Variants and Options

Key environmental indicators (A1-A3) for variants of this EPD

| Variants | Weight (kg) | GWPTotal (kg CO ₂ -eq) | Total energy consumption (MJ) | Amount of recycled materials (%) |
|-----------------------------------|-------------|-----------------------------------|-------------------------------|----------------------------------|
| Ada Low, padded arms - Sled | 11.35 | 49.33 | 800.13 | 4.76 |
| Ada Low, padded arms - Swing | 10.70 | 90.01 | 1204.67 | 5.05 |
| Ada Low, padded arms - Office | 11.75 | 96.80 | 1299.17 | 4.60 |
| Ada Low, padded arms - Conference | 12.25 | 97.13 | 1310.14 | 4.41 |

Bibliography

ISO 14025:2010 Environmental labels and declarations - Type III environmental declarations - Principles and procedures.

ISO 14044:2006 Environmental management - Life cycle assessment - Requirements and guidelines.

EN 15804:2012+A2:2019 Environmental product declaration - Core rules for the product category of construction products.

ISO 21930:2017 Sustainability in buildings and civil engineering works - Core rules for environmental product declarations of construction products.






ecoinvent v3, Allocation, cut-off by classification, Swiss Centre of Life Cycle Inventories.

Iversen et al., (2021) eEPD v2021.09 Background information for EPD generator tool system verification, LCA.no Report number: 07.21

Ruud et al., (2023) EPD generator for NPCR026 Part B for Furniture - Background information for EPD generator application and LCA data, LCA.no report number 01.23

NPCR Part A: Construction products and services. Ver. 2.0. March 2021, EPD-Norge.

NPCR 026 Part B for Furniture. Ver. 2.0 March 2022, EPD-Norge.

| | | |
|---|--|---|
|  epd-global <small>Powered by EPD-Norway</small> | Program operator and publisher EPD-Global Postboks 5250 Majorstuen, 0303 Oslo, Norway | Phone: +47 977 22 020 e-mail: post@epd-norge.no web: www.epd-global.com |
|  | Owner of the declaration: Hjelle AS Vikøyra Industriområde 3, 6230 Sykkylven, Norway | Phone: 92048833 e-mail: jahn@hjelle.no web: www.hjelle.no |
|  | Author of the Life Cycle Assessment LCA.no AS Dokka 6A, 1671 Kråkerøy, Norway | Phone: +47 916 50 916 e-mail: post@lca.no web: www.lca.no |
|  | Developer of EPD generator LCA.no AS Dokka 6A, 1671 Kråkerøy, Norway | Phone: +47 916 50 916 e-mail: post@lca.no web: www.lca.no |
|  | ECO Platform ECO Portal | web: www.eco-platform.org web: ECO Portal |